

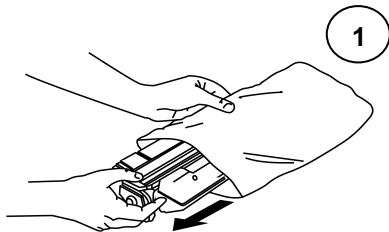
# Information sheet

Thank you for having chosen our brand for your printer.

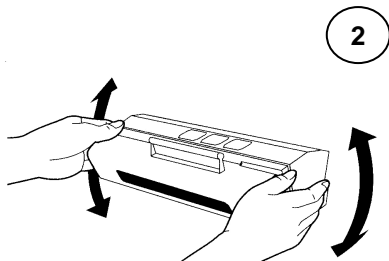
## **How to handle my new cartridge?\***

\* not applicable for drum

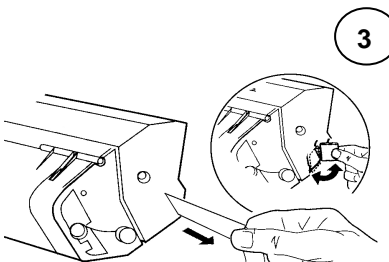
In order to handle your cartridge in the best conditions, please follow the instructions below




Unpack your cartridge carefully avoiding any shock or fall.  
Do not let it exposed to light after unpacking.



Grab the cartridge on the side or grab it using coloured handles (if present).  
Never grab the cartridge by the central part, otherwise some powder can get away.  
Shake the cartridge to distribute the powder evenly.



If your cartridge has a tab: put down the cartridge on a support.  
Remove the tab parallelly to the support while holding the cartridge.  
Some powder might get away.



Your cartridge is ready to be used, install it in the printer without forcing it (otherwise you could damage it)